

## Signing In/Out of E-Services

1. Access E-Services by going to [www.uhcl.edu/eservices](http://www.uhcl.edu/eservices)
2. On the Students tab, enter your UHCL network ID and password or your 7 digit ID and password.


**UHCL E-Services Login**

Login using your UHCL username or 7-Digit Student/Employee ID Number  
 Example: hunterh or 1234567  
[Lookup UHCL username](#)  
[Request A New Password?](#)  
[Request My User ID](#)


3. Click Sign In. You should now be signed in and will be taken to the main homepage that will display various tiles depending on if you are an applicant or student
4. Applicant View:



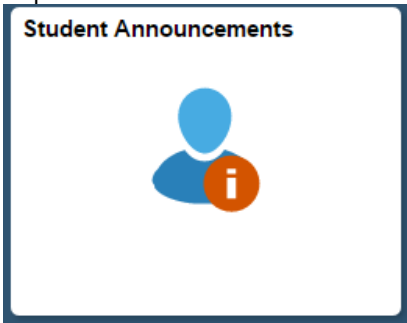
5. Student View:



- To access various functions in the system, you can click on any tile. Access to all functions is still available through the Student Center tile:



- Important Dates and Deadlines are under the Student Announcements tile:



- To log out of the system, click on the menu bar at the top, right-hand side of the page, which is three stacked horizontal bars. The system will display a dropdown to select Sign out.

